

How can I use this with my children?

See if your child can match the side view of a stack of objects with the bird's eye view. The colouring activity will require them to correctly colour in the matching view of the objects.

How does this help my children's learning?

Lateral thinking is a creative way of solving problems by looking at a puzzle from different perspectives. Prompt children to think about other ways of viewing objects and how they would look.









Ideas for further learning:

Why not create the stacks using hoops, rainbow cakes or other objects? See how the objects appear from different angles. If your child is in KS2, they might like to try something more challenging.



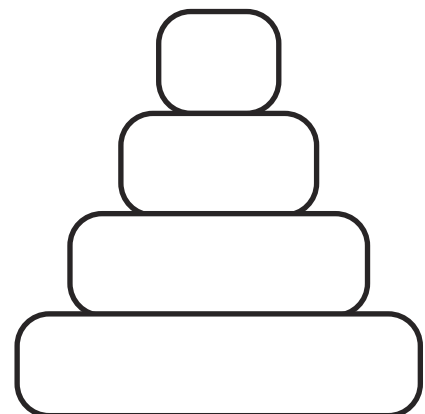


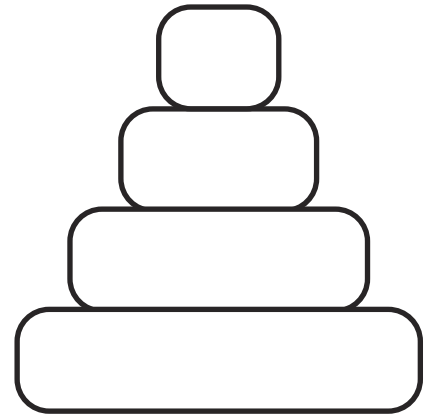
Lateral Thinking: Perspective Flip Matching Puzzle

Take a look at the stacks of objects below. Some are views from the side and some are views from above (a bird's eye view). Can you match the side view with the correct bird's eye view? One has already been done for you.



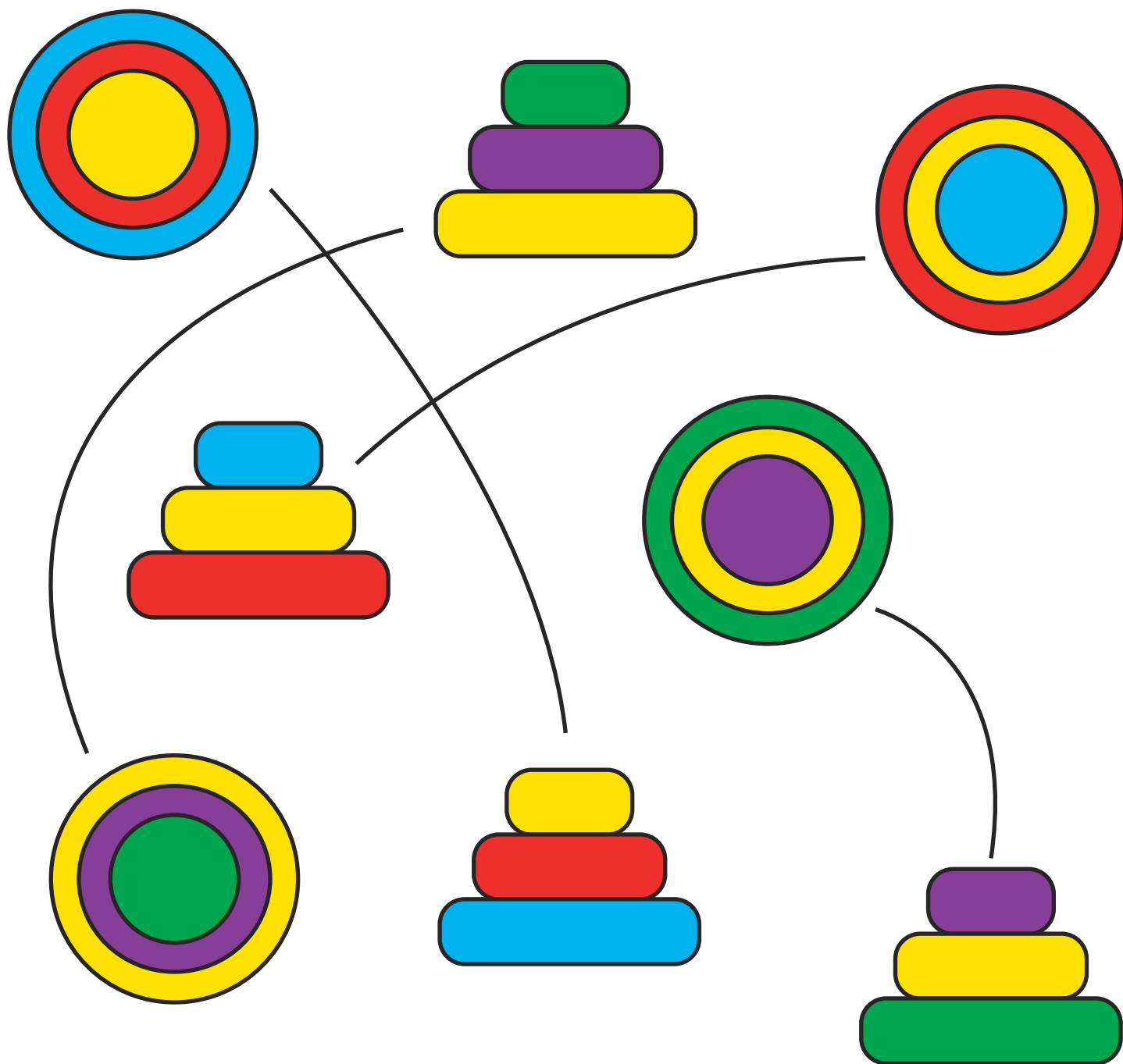
Lateral Thinking: Perspective Flip Colouring Puzzle

This time you can see one view of the objects, but the other view is blank! Can you use the correct colours to complete the other view?







Lateral Thinking: Perspective Flip - Answers

Matching Puzzle



Colouring Puzzle



We hope you find the information on our website and resources useful. As far as possible, the contents of this resource are reflective of current professional research. However, please be aware that every child is different and information can quickly become out of date. The information given here is intended for general guidance purposes only and may not apply to your specific situation.

If you enjoyed this resource, why not try...

Free Parent Mixed Ages Taster Resource Pack

Free Times Tables Fact Fluency Practice Pack to 12

Free Parents' Taster Pack for Children Aged 5-7

Free EYFS/Reception Twinkl Handwriting Taster Pack

Free Parents' Taster Pack for Children (Birth to 5 Years)

Free Parents' Taster Pack For children Aged 7 - 11

Tricky and Common Exception Words Worksheets

Number Formation Tracing Strips 0-20

Dinosaur Addition within 10 Activity Sheet

KS1 Addition and Subtraction Maths Activity Sheets

The Very Hungry Caterpillar Pencil Control Activity

If you need us, just get in touch -
contact twinklcares@twinkl.co.uk
visit [twinkl.com/parents](https://www.twinkl.com/parents)

Explore and Discover More

twinkl