

# Reception News

## 09.01.26

Dear Parents and Carers,

Welcome back children and parents! We hope you had a lovely Christmas break filled with lots of family fun and are ready and raring to go for our Spring term. You may have noticed I haven't been in school this week; (unfortunately) I have been completing jury service. I have one more week to go and then I will be back in school. Mrs Lane very kindly came in before Christmas so that I could go through all the planning and children with her, so she was prepared for this week. Miss Clark has also been in contact with me most days to let me know how the children are getting on which has been lovely to hear. The children have dived straight into our new topic; Once Upon a Time. This topic has a focus on traditional tales, looking at story retelling, story structure and even some story writing. We have learnt the meaning and the key features of traditional tales. We have started with four key features; the story beginning with once upon a time, the story includes good characters and bad characters, it includes a magical element, and it has a happy ending. Once they understood the makings of a traditional tale, they learnt their first; 'Jack and the Beanstalk. The children have learnt these using elements of Talk for Writing, which involves telling the story along with actions to help the children learn it off by heart. After learning the story, we mapped it out, drawing pictures and writing the common phrases to tell the story. They even had their first try at sentence writing. We learnt that a sentence needs a capital letter at the start, finger spaces between words and a full stop at the end.

This week, the children used their perceptual subitising skills (seeing the quantity without counting) in increasingly complex arrangements, moving from dots in a line and arrangements of 2, to a focus on standard dice arrangements. For larger quantities, the children will begin to use skills of conceptual subitising, beginning to quickly see the sub-groups within these larger numbers. A key focus will be on developing skills of visualising; the children were encouraged to look carefully at arrangements of dots and then to close their eyes and explain what they saw. Using spatial language to describe sub-groups within these arrangements will deepen the children's understanding of part-whole relations and allow them to further consider composition (the numbers within numbers).

This week, the children were encouraged to continue representing quantities in different ways, including by showing amounts on 1 hand 'all at once'. There was also a new focus on the symbolic representation of number and the children worked on their recognition of numerals to 5, matching numerals to correct quantities in various games.

### Weekly Phonics

Sounds of the week:

ai ee igh oa

Tricky word of the week:




was you they

This term we are progressing onto phase 3 of the phonics sounds. Each digraph/trigraph will come with a catch phrase to help the children make connections e.g., ee – sheep in a jeep. This is quite a big step up in their phonic knowledge and will require lots of practice to keep up with the pace.

Please do as much practice as you can using the guides that are on the website.

### Donations

We are always looking for ways to develop our learning environment and we would love to be able to make our home corner more fun and exciting. Below are some pictures of other reception home corners to give you ideas of some of the items we need. If you have items such as cups, tea pots, metal jugs, pots and pans, tablecloths, napkins, empty clean jars, takeaway leaflets, catalogues, old electrical items and old food packaging we would love to have them. Ideally these would be real items and not toys items so the children can get as hands on as possible.



### Home Learning

This week we have read the story of Jack and the Beanstalk. Imagine a giant beanstalk grew in your garden! Can you draw a picture of your beanstalk and write a list of things you would like to find at the top of your beanstalk using your phonic knowledge. Please bring in your list so we can add it to your learning journey!

#### **Look Listen and Note: (Ideas of discussion points that can then be put onto a WOW card)**

Can the children give focused attention?  
Are the children confident to talk to others?

Can the children hold their pencils correctly?  
Can the children form letters correctly?  
Can the children hear the sounds in the words?  
Can the children write the sounds?

Can the children explain what a Traditional Tale?  
Can the children identify the key features of a text?  
Can the children retell the story of 'Jack and the Beanstalk'?  
Can the children identify different emotions linked to the story?

Can the children describe what equipment they use?  
Can the children make a representation of one of the characters in the story?  
Can the children respond to a story?

Can the children verbally tell a story?  
Can the children take turns to act out a story?

Thank you for all your support this week. We hope you have a lovely weekend.

*Mrs Harrison*